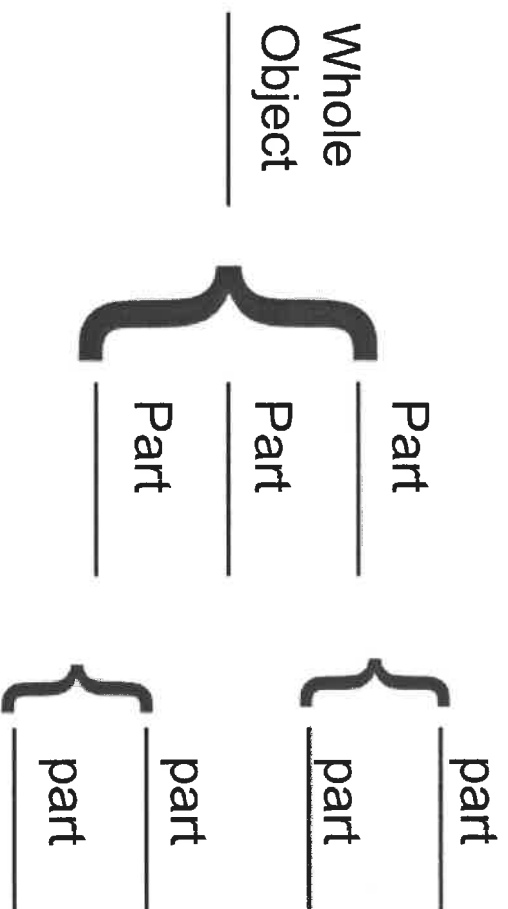


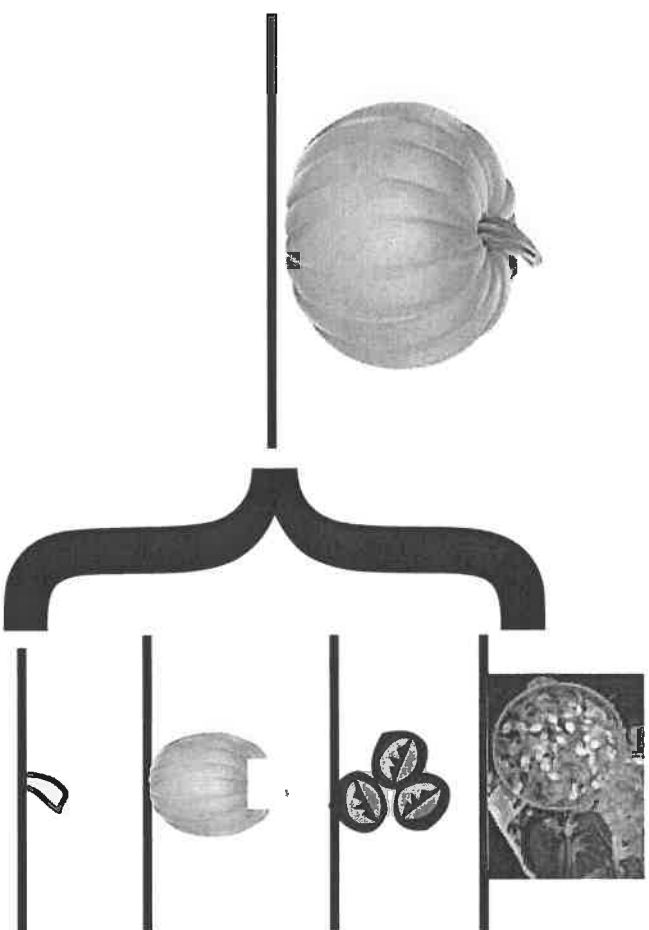
# The Brace Map:

Part/Whole Relationships



# The Brace Map for the English Learner

Used  
with  
realia  
and  
pictures



seeds

rind

stem


pulp

pumpkin





When using realia with the Brace Map and English Language Learners, it is always important to use two like objects, one to remain whole and the other to be broken into parts. Vocabulary is an essential element of the Map and a matching activity (words to parts) can follow the dissection of the “whole” object.

# The Brace Map for the English Learner

## Constructing Simple Sentences

The pumpkin  \_\_\_\_\_

\_\_\_\_\_ has \_\_\_\_\_

-  pulp \_\_\_\_\_
-  seeds \_\_\_\_\_
-  a rind \_\_\_\_\_
-  a stem \_\_\_\_\_

*messy*

pulp

The pumpkin has \_\_\_\_\_ .

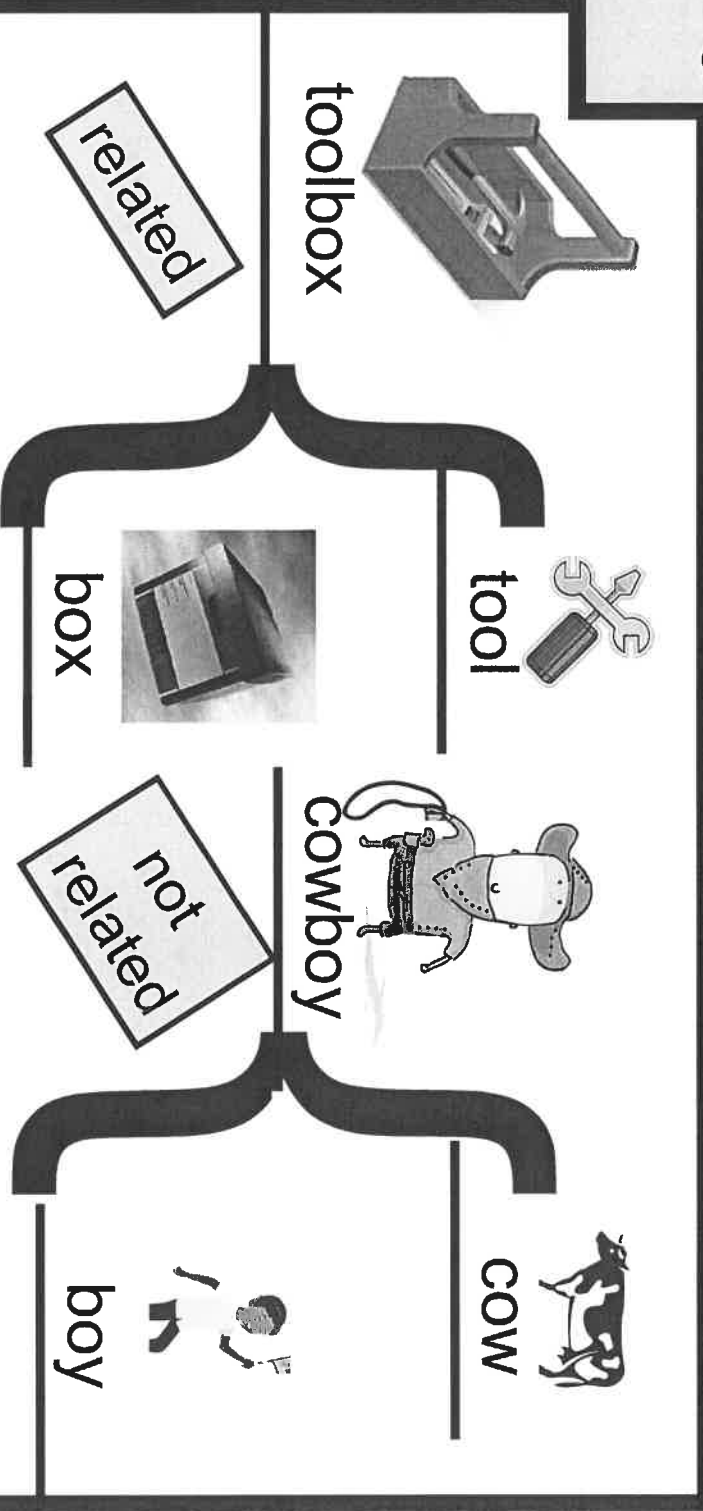
The pumpkin has \_\_\_\_\_ .

The pumpkin has a \_\_\_\_\_ .

The pumpkin has a \_\_\_\_\_ .

# The Brace Map for the English Learner

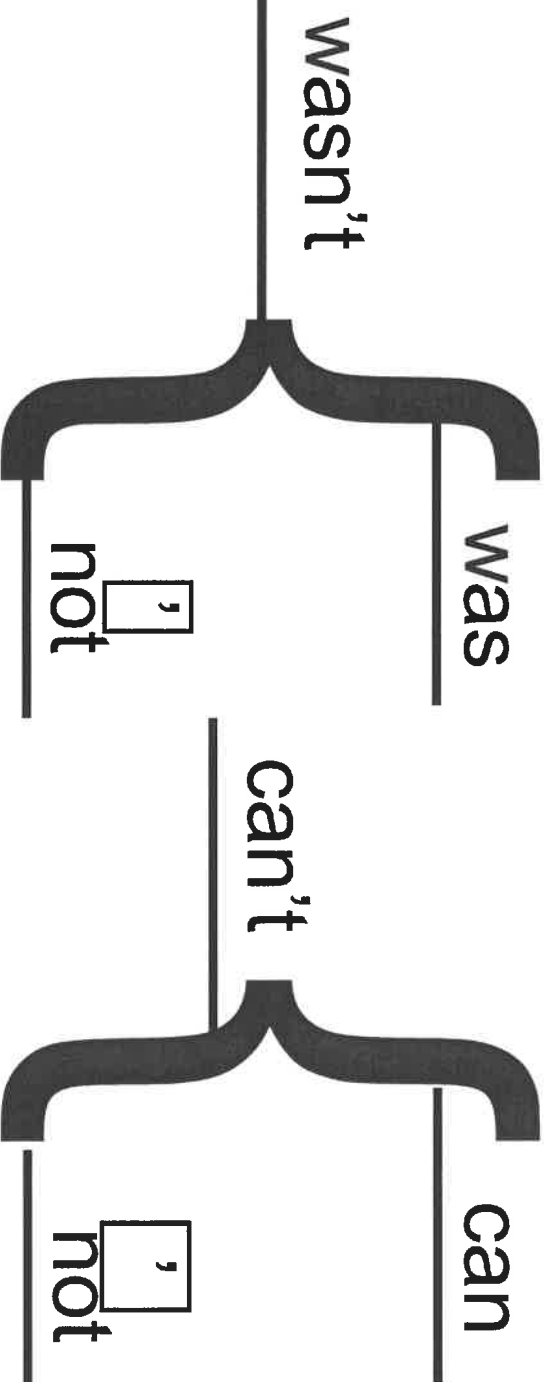
## Compound Words



In the English language, compound words are constructed using two smaller words. In some instances the two smaller words allow the students to construct the meaning of the new word. However, in some instances, the meaning of the compound word may not be as directly related to the two smaller words and must, therefore, be taught directly.

# The Brace Map for the English Learner

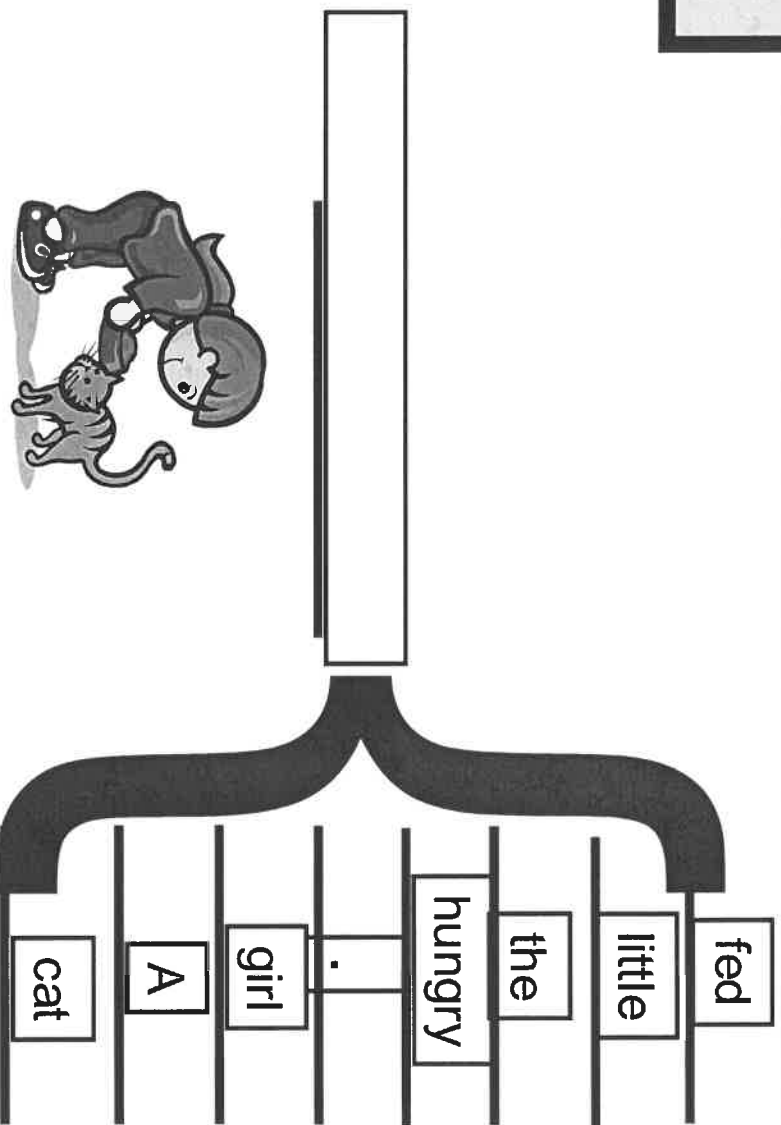
## Contractions



In English, contractions are words constructed by blending and shortening two smaller words. An apostrophe takes the place of the omitted letter/letters. Using the Brace Map the students can be shown directly how the “whole” contraction is composed of “parts” that are actually two words. It is important for the students to understand that a letter/letters are omitted and represented by an apostrophe.

# The Brace Map for the English Learner

## Forms of Language



As a practice activity for constructing a descriptive sentence using the correct form, the teacher can provide a picture cue and the “parts” of a sentence. The “parts” are written on sentence strips and placed on a Brace Map. The students are instructed to use all of the words to construct a “whole” coherent sentence.